

Table of contents

Rational Functions

Graphs of Some Simple Rational Functions

The Graphs of Rational Functions - Some Examples

Concepts

- The Definition of a Rational Function
- Identifying Rational Functions
- Finding the Domain of a Rational Function
- The Big-Little Principle
- Vertical and Horizontal Asymptotes
- The Graphs of Rational Functions

(Section 4.5)

Rational Functions

Definition 1

A **rational function** is a function that is equivalent to a function of the following form.

$$r(x) = \frac{\text{polynomial}}{\text{polynomial}}$$

Rational Functions

Example 2

Which of the following are rational functions? If the function is rational, find its domain.

● $f(x) = \frac{x^2 + 2x + 1}{x - 3}$

● $g(x) = \frac{2\sqrt{x+1}}{x^2 + 2x}$

● $h(x) = \frac{\sqrt{6} + 3x}{x^5}$

● $j(x) = \frac{x+1}{x-2} + x$

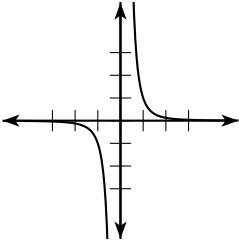
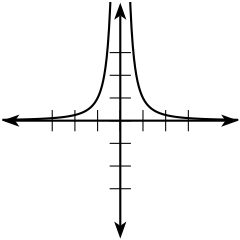
● $k(x) = x^5 + 2x + 1$

Rational Functions

Polynomials are a special case of rational functions.

Graphs of Some Simple Rational Functions

Let $f(x) = \frac{1}{x^n}$. Below is a chart of the basic shapes that the graph of $f(x)$ can take on.

n odd	n even
	
<p>Examples: $f(x) = \frac{1}{x^5}$, $g(x) = \frac{1}{x^7}$</p>	<p>Example: $f(x) = \frac{1}{x^6}$, $h(x) = \frac{1}{x^{10}}$</p>

Graphs of Some Simple Rational Functions

Property 3 (The Big-Little Principle)

If c is a number that is close to 0 on the number line, then $\frac{1}{c}$ is a number that is far from 0 on the number line.

If c is a number that is far from 0 on the number line, then $\frac{1}{c}$ is a number that is close to 0 on the number line.

How should you remember the Big-Little Principle?

Graphs of Some Simple Rational Functions

Can you use the Big-Little Principle to explain the shape of the graph of $y = f(x) = \frac{1}{x^n}$? How do you describe the end behavior of the graph of $y = f(x) = \frac{1}{x^n}$?

Asymptotes

Many (though not all) of the graphs of rational functions have **asymptotes**. Intuitively, if a graph approaches another graph and eventually gets as close to that other graph as anyone could possibly hope without necessarily touching the other graph, then the other graph is called an asymptote for the original graph. Two types of asymptotes that often occur in the graphs of rational functions are **horizontal asymptotes** (asymptotes that are horizontal lines) and **vertical asymptotes** (asymptotes that are vertical lines).

Asymptotes

You can determine a rational function's **horizontal asymptotes** by considering the leading terms of the numerator and denominator. (This is concept is very similar to the end behavior of a polynomial.) You can determine a rational function's **vertical asymptotes** by finding the x values which are zeros of the denominator but are not zeros of the numerator.

Asymptotes

Example 4

Describe the horizontal asymptote(s) of the graph of

$$y = g(x) = \frac{3x^2 + 2x + 5}{5x^3 + 2x^2 + 7x + 1}.$$

Asymptotes

Example 5

Describe the horizontal and vertical asymptotes of the graph of

$$y = f(x) = \frac{2x + 1}{x - 3}.$$

Asymptotes

Example 6

Describe the horizontal and vertical asymptotes of the graph of

$$y = g(x) = \frac{x^2 + 5x + 6}{x + 4}.$$

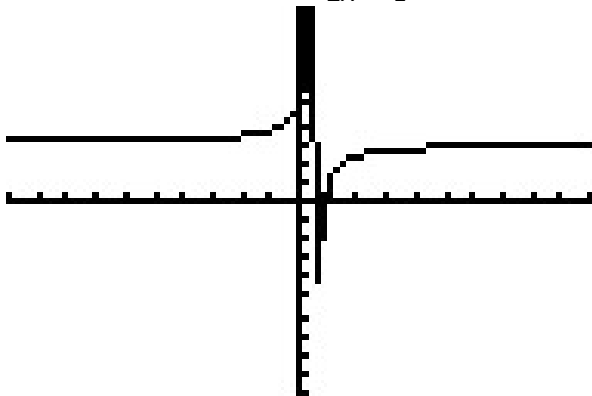
The Graphs of Rational Functions - Some Examples

We have used a graphing calculator (TI-83 Plus) to approximate the graphs of a few rational functions. Graphing calculators do not do a very good job of sketching asymptotes. Nevertheless, we can use them to better understand the graphs of rational functions. For each graph, look at the algebraic description of the function and the approximate graph to better understand its asymptotes. Show algebraically how you would find the asymptotes of each graph. Draw a better sketch of the graph that includes all asymptotes. Make sure that **asymptotes are drawn with dotted lines**.

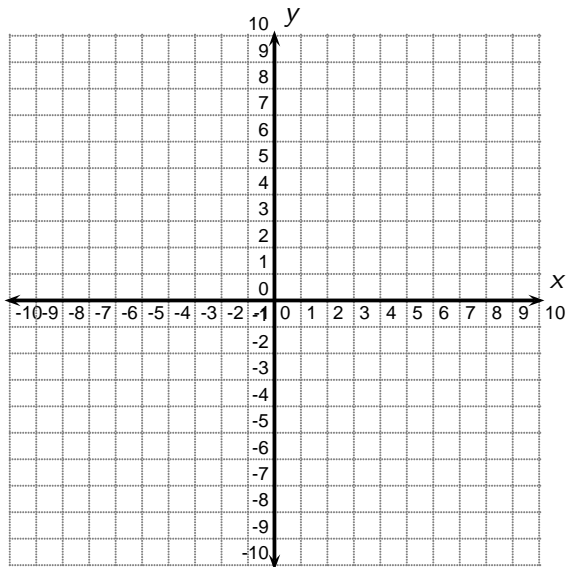
Note: *Each graph is in a $[-10, 10] \times [-10, 10]$ viewing window.*

The Graphs of Rational Functions - Some Examples

- The graph of $y = f(x) = \frac{6x - 5}{2x - 1}$.

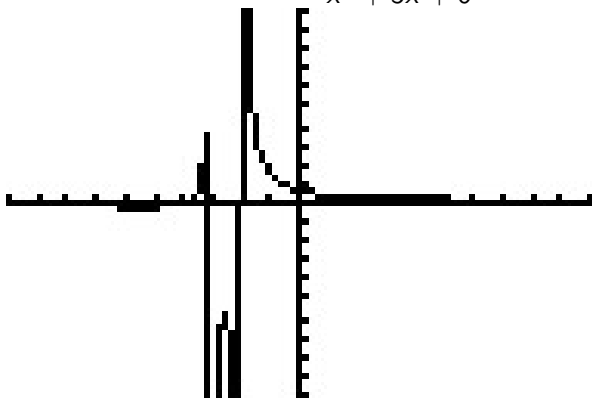


The Graphs of Rational Functions - Some Examples

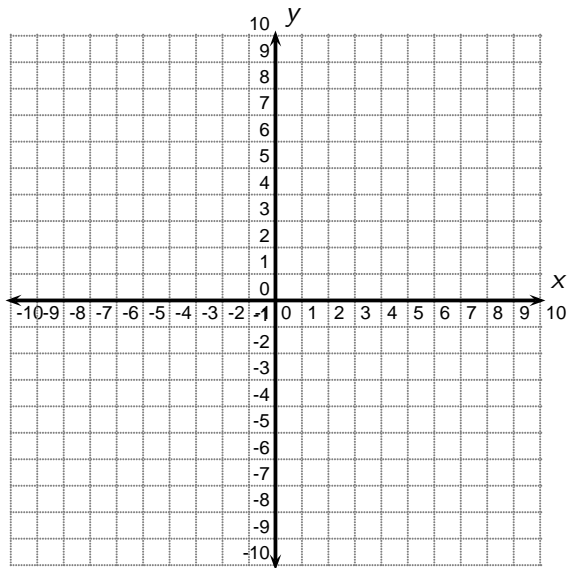


The Graphs of Rational Functions - Some Examples

- The graph of $y = f(x) = \frac{x + 4}{x^2 + 5x + 6}$.



The Graphs of Rational Functions - Some Examples



The Graphs of Rational Functions - Some Examples

Example 7 (Graphs of Rational Functions)

Let $h(x) = \frac{x^2 + x - 2}{2x^2 - 8x - 10}$. Sketch the graph of $h(x)$ without using your calculator. Be sure to label all asymptotes and intercepts of the graph.

The Graphs of Rational Functions - Some Examples

