

WORKSHEET #22

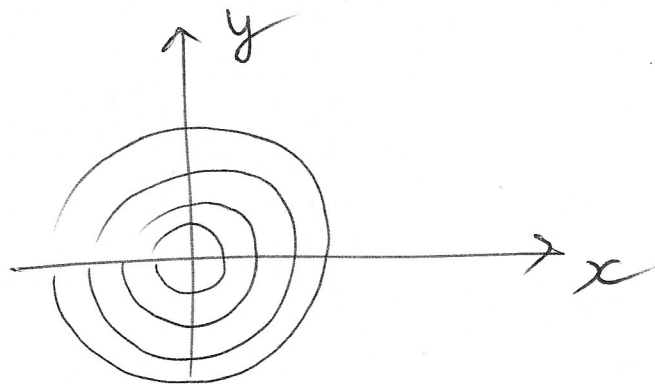
#1

(a) $f_1(x, y) = x^2 + y^2$

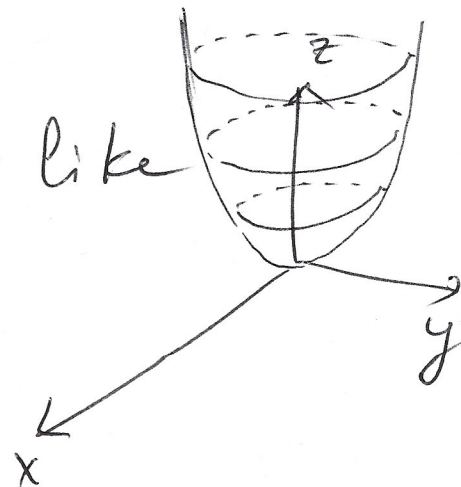
The level curves of $f_1(x, y)$ are obtained by setting $f_1(x, y) = c$

or $x^2 + y^2 = c$

These equations make sense for $c \geq 0$ and they represent concentric circles of radius \sqrt{c}



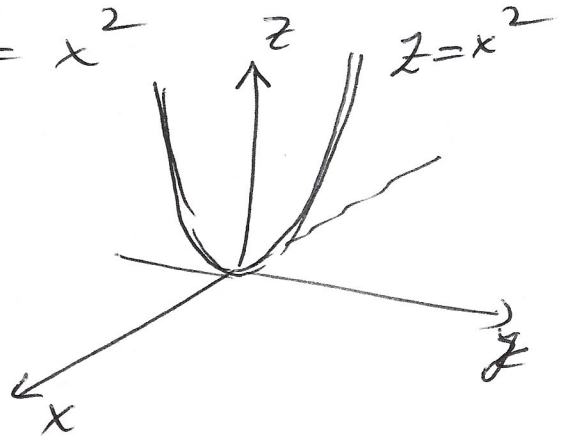
The graph in 3D looks like



To intersect with the x - z plane we need to set $y=0$

$$f_1(x, 0) = x^2 + 0^2 = x^2$$

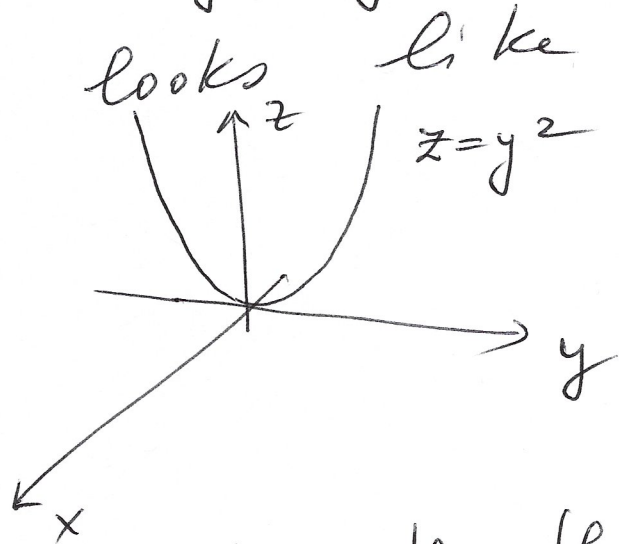
So the graph is



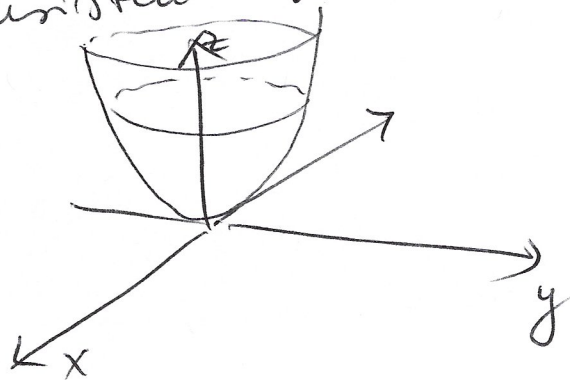
To intersect with the y - z plane we need to set $x=0$

$$f_1(0, y) = 0^2 + y^2 = y^2$$

So the graph looks like



All this is consistent with the 3D graph



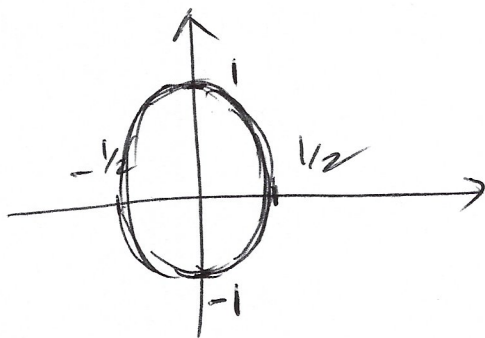
(b) $f_4(x,y) = 4x^2 + y^2$

The level curves are of the form $4x^2 + y^2 = c$. These are ellipses and have solutions only for $c \geq 0$.

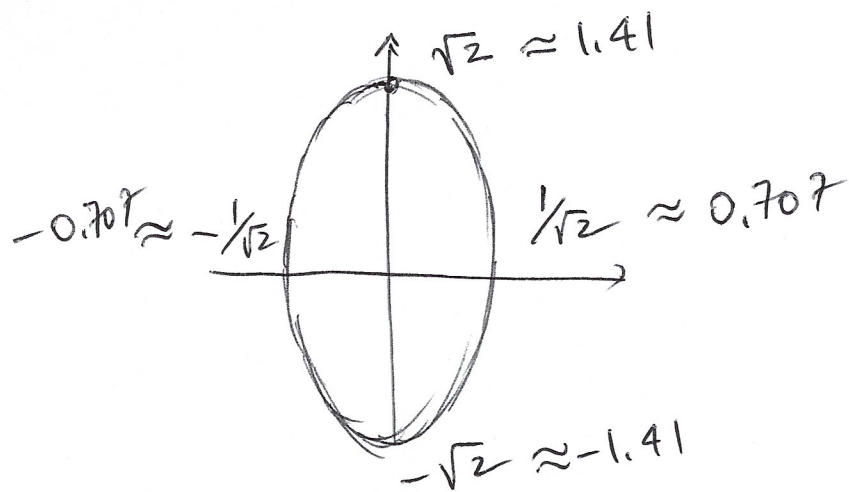
For $c=0$ $4x^2 + y^2 = 0$ the only point satisfying the equation is $(0,0)$.

For $c=1$ $4x^2 + y^2 = 1$ looks

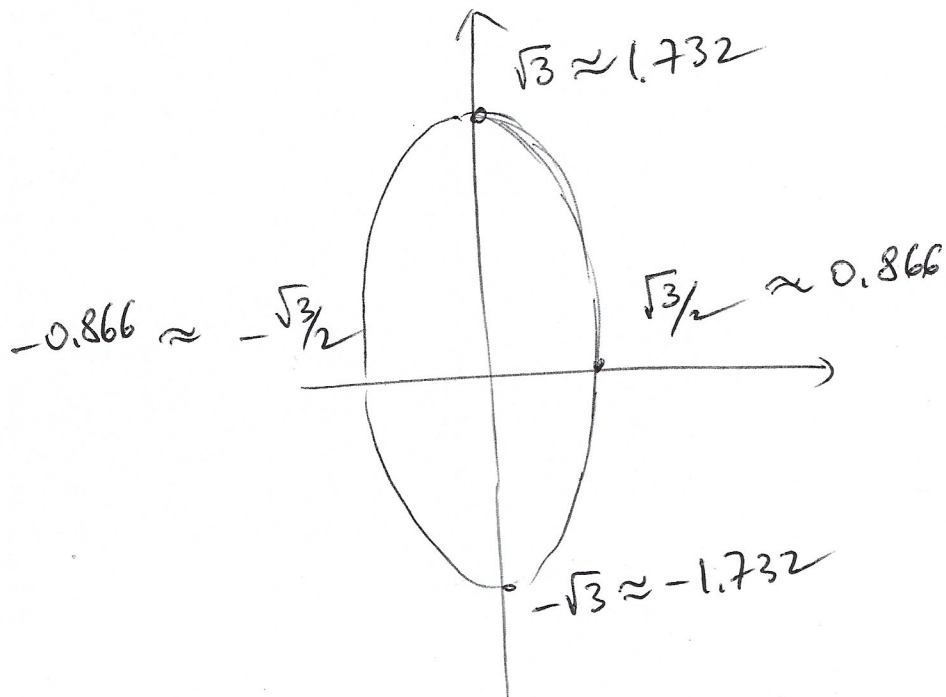
like



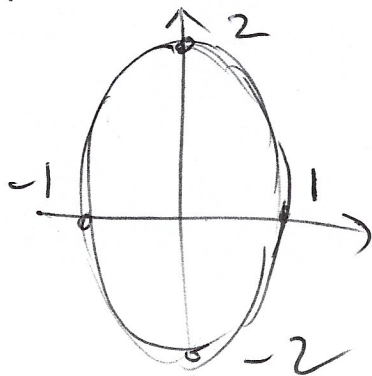
For $c=2$ $4x^2 + y^2 = 2$ the graph of the level curve looks like



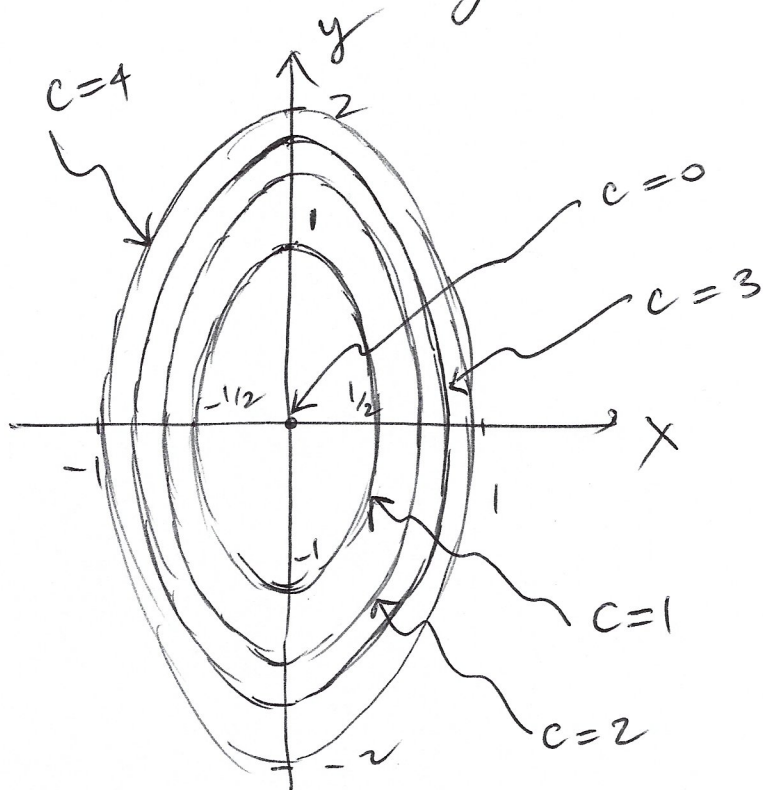
For $c = 3$ $4x^2 + y^2 = 3$ the graph of the level curve looks like



For $c = 4$ $4x^2 + y^2 = 4$ the graph of the level curve looks like



Plotting them all together



The intersection of $f_4(x, y)$ with the x - z plane is obtained by setting $y=0$

$$f_4(x, 0) = 4x^2 + 0^2 = 4x^2$$

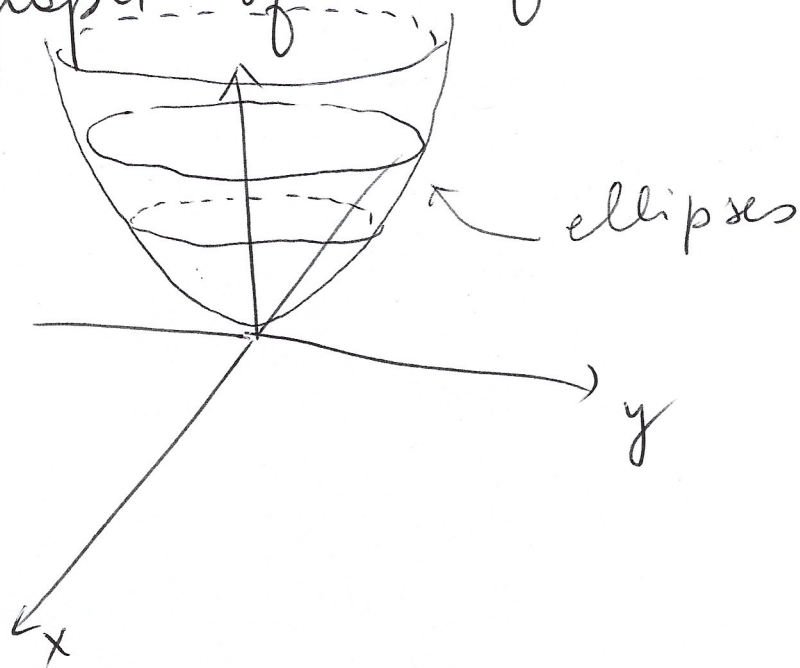
it is a parabola which is stretched by a factor of 4.

The intersection with the y - z plane is obtained by setting $x=0$

$$f_4(0, y) = 4 \cdot 0^2 + y^2 = y^2$$

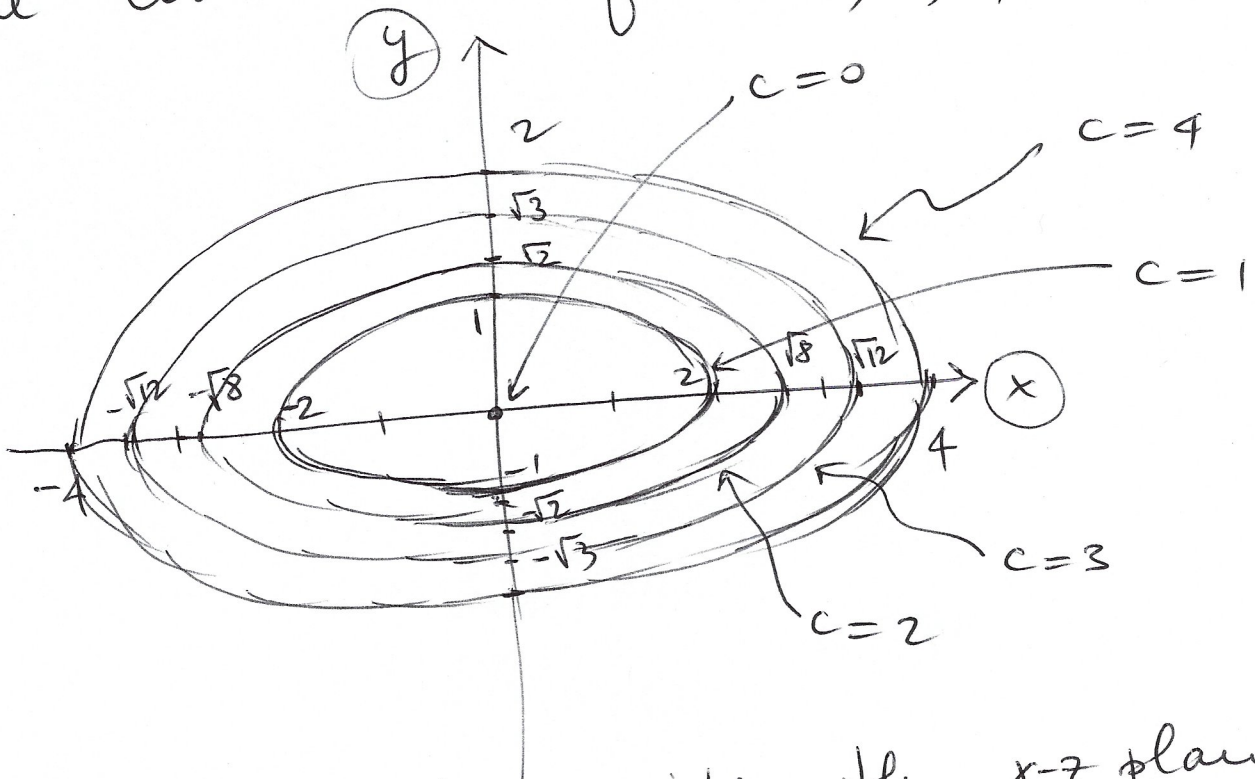
so that the graph is a parabola in the y - z plane

The graph of the function is



(c) for $a = 1/4$ $f_{1/4}(x, y) = \frac{1}{4}x^2 + y^2$

The level curves for $c = 0, 1, 2, 3, 4$ are

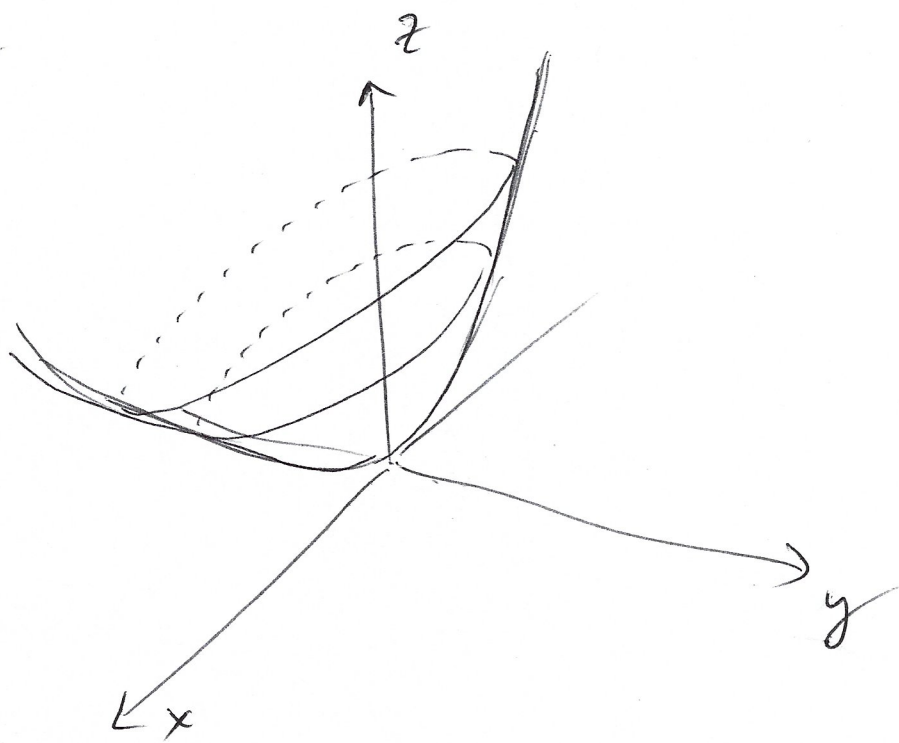


The intersection with the $x-z$ plane is $f_{1/4}(x, 0) = \frac{1}{4}x^2$

the intersection with the y - z plane

$$\text{is } f_{1/4}(0, y) = y^2$$

The overall graph of $f_{1/4}(x, y)$ looks like



For $a > 1$ it looks like the graph is squeezed toward the z -axis in the x -direction

Whereas for $a < 1$ it looks like the graph is stretched toward the x -axis in the x -direction.

#2

$$\lim_{(x,y) \rightarrow (45,9)} x \cdot y \cdot \cos(x-5y) =$$

the properties of limits work also for functions of 2 variables -

Essentially we "evaluate" the function at that point

$$= 45 \cdot 9 \cdot \cos(45 - 5 \cdot 9)$$

$$= 45 \cdot 9 \cdot \underbrace{\cos(0)}_1 = 45 \cdot 9 = 405$$

unless something "illegal" happens like in the next example

#3

$$\lim_{(x,y) \rightarrow (0,0)} \frac{(9x+y)^2}{81x^2+y^2} =$$

$$= \text{using substitution} = \frac{0}{0}$$

This is undefined so we require more investigation

(a) $\lim_{(x,y) \rightarrow (0,0)} \frac{(9x+y)^2}{81x^2+y^2} = \lim_{x \rightarrow 0} \frac{(9x)^2}{81x^2}$
 along the x -axis \leftarrow $y=0$

$= \lim_{x \rightarrow 0} \frac{81x^2}{81x^2} = \lim_{x \rightarrow 0} 1 = 1$

(b) $\lim_{(x,y) \rightarrow (0,0)} \frac{(9x+y)^2}{81x^2+y^2} = \lim_{y \rightarrow 0} \frac{y^2}{y^2}$
 along the y -axis \leftarrow $x=0$

$= \lim_{y \rightarrow 0} 1 = 1$

(c) $\lim_{(x,y) \rightarrow (0,0)} \frac{(9x+y)^2}{81x^2+y^2} = \lim_{x \rightarrow 0} \frac{(9x+x)^2}{81x^2+x^2}$
 along $y=x$ line

$$= \lim_{x \rightarrow 0} \frac{100x^2}{82x^2} = \lim_{x \rightarrow 0} \frac{100}{82} = \frac{100}{82} \approx 1.2195$$

as $y=x$

(d) $\lim_{(x,y) \rightarrow (0,0)} \frac{(9x+y)^2}{81x^2+y^2}$ along $y=mx$ = $\lim_{x \rightarrow 0} \frac{(9x+mx)^2}{81x^2+(mx)^2}$ as $y=mx$

$$= \lim_{x \rightarrow 0} \frac{(9+m)^2 \cdot x^2}{(81+m^2) x^2} = \frac{(9+m)^2}{81+m^2}$$

as $y=mx$

the answer depends on the slope m according to the line we are approaching $(0,0)$

(e) hence the limit does not exist